

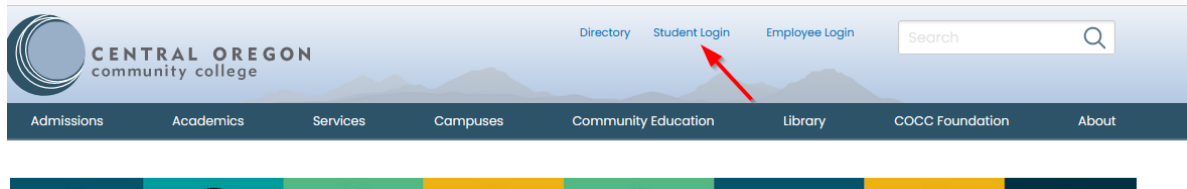


College NOW

How To View Your Grades

Final grades are a part of your student records on COCC's Bobcat Web Account. Below are instructions on how to view your grades for your College Now courses.

1. Visit [COCC's website](#) and click on "Student Login"



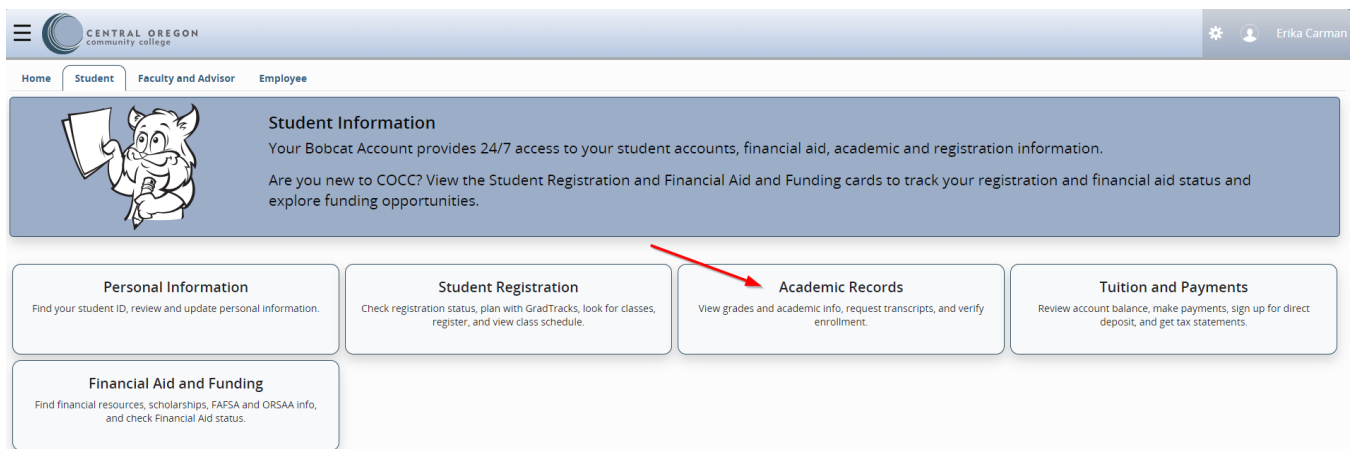
2. Select "Bobcat Web Account"

STUDENT LOGIN

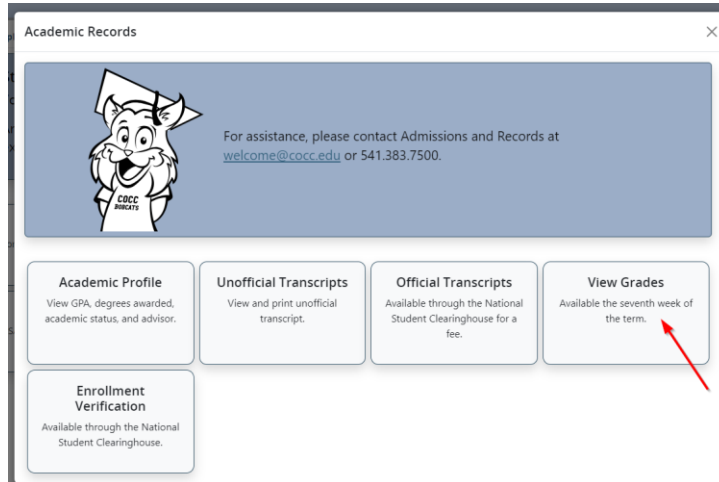
Account access for Current Students



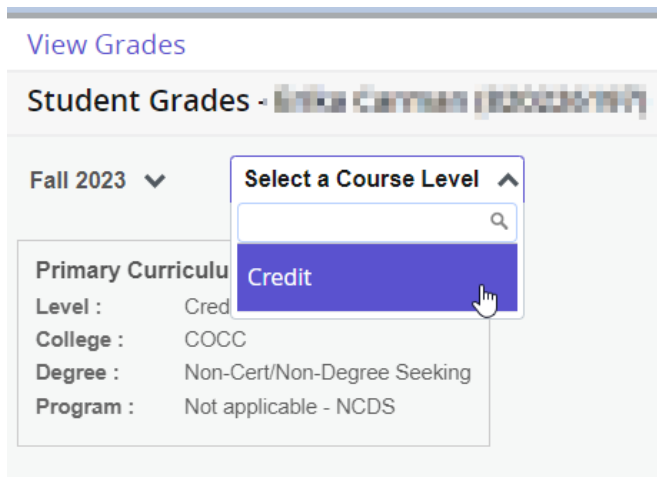
3. Enter your COCC username and password. If you have not activated your COCC Bobcat Web Account you will need to do that step first. [How to activate your Bobcat Web Account](#) (video)
4. Select "Academic Records"



5. Select "View Grades"



6. Select the COCC Term you took the course and the course level (credit)



7. View your final grades

The screenshot shows the 'View Grades' page for Erikka Carrman in Fall 2023, with the course level set to 'Credit'. It displays a 'GPA Summary' and a 'Course Work' table. The 'Final Grade' column in the table is highlighted with a red box.

| Subject | Course Title | Campus | Midterm Grade | Final Grade | Narrative Grade Comments | Attempte... | Earned H... | GPA Hours | Quality P... | CRN | Action |
|------------|------------------------|--------|---------------|-------------|--------------------------|-------------|-------------|-----------|--------------|-------|--------|
| ED 150, 0 | Enviro & Curric in ECE | HCA | | A | | 4.000 | 4.000 | 4.000 | 16.00 | 45566 | |
| BA 218, 0 | Personal Finance | HCC | | A | | 4.000 | 4.000 | 4.000 | 16.00 | 45616 | |
| WR 121Z, 0 | Composition I | HRL | | B+ | | 4.000 | 4.000 | 4.000 | 13.20 | 45937 | |