

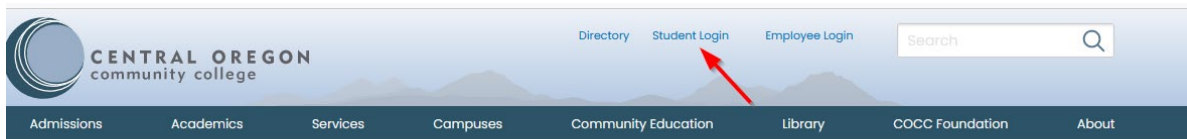


College NOW

Activating Your Student COCC Bobcat Web Account

Below are instructions on how to activate your student COCC Bobcat Web Account. By activating your COCC account you are able to pay for College Now course fees, view and print your unofficial transcripts and request official transcripts.


1. Visit [COCC's website](#) and select "Student Login"



2. Select "COCC Password Manager"

STUDENT LOGIN

Account access for Current Students



3. Enter your username which is your COCC email address. If you do not know your COCC email address select "Lookup Username."



COCC Password Manager

[Activate Account](#)

For first time users

[Lookup Username](#)

Example User Name: bcat@cocc.edu



[Reset Password](#)

Reset your forgotten password

4. Enter your last name, birthday and the personal email address you used on your College Now registration form to look up your username.

COCC User Name/email address lookup

Your COCC email address will be sent to your personal email address.

Last name:	<input type="text"/>
Birthdate:	<input type="text"/> (08/16/2023)
Personal email address:	<input type="text"/>


Do you have a personal email address on file? Call Account Technical Support at 541-383-7716.

5. Check your personal email where you will have an email from COCC with your username.
6. Select "Activate Account"

COCC Password Manager

[Activate Account](#) 
For first time users

[Lookup Username](#)
Example User Name: bcat@cocc.edu

 **Reset Password**
Reset your forgotten password

7. Enter your username and the captcha and click continue.

Forgot your password?
To reset your password, start by entering your domain username.

* Enter Username (Example : bcat@cocc.edu)

Type the characters you see in the picture below.

297687

Letters are not case-sensitive

8. Select "Send Verification Code to my" and then select the personal email address and click continue.

Get a verification code via email

Select your email address

em*****@co**.edu

Cancel Continue

9. Check your personal email again where you will have an email with the verification code.
10. Enter the verification code.

Verification code has been sent to em***@co**.edu**

Once you have received the code, Please enter it in the textbox below

Resend Code

Cancel Continue

11. Enter a new password and click "Reset Password"

Reset Password

* New Password

* Confirm New Password

- Minimum length should be at least 8
- Number of numerals to include 1
- Must not have 5 consecutive characters from username
- Must not contain restricted patterns [List](#)
- Must contain at least 1 upper case character(s)
- Must contain at least 1 lower case character(s)

Cancel Reset Password

1. Go back to [COCC's website](#), select "Student Login Webpage" and "Bobcat Web Account to login.

