



OREGON SMALL BUSINESS DEVELOPMENT CENTER NETWORK

# 2019 Economic Impact

## Central Oregon SBDC

*Building Oregon's Best Businesses*




Through our work with SBDC clients in our region, we help create new jobs and improve the economic vitality of Oregon. Here are our Center's 2019 economic impact numbers.

### Capital Infusion to Local Businesses

# \$1,584,022

#### Counseling Services Provided to Local Businesses



● Start-Ups ● Existing Businesses

## 306

Clients Counseled

## 1,048

Counseling Hours

#### Training Provided

## 63

Events

## 556

Attendees

#### Jobs



## 51



## 23

● Created ● Retained

#### New Businesses

## 15

Started


#### Sales Increase

## \$6,201,285


#### Client Demographics



## 161



## 48



## 38



## 17

● Women ● Minority ● Hispanic ● Veterans

Learn more about the Central Oregon SBDC at [bizcenter.org/centraloregon](http://bizcenter.org/centraloregon)

## *Building Oregon's Best Businesses*

### **Small business is a key driver of local, regional and state economies.**

Small businesses serve the needs and interests of the community, providing jobs and opportunity.

**SBDCs support small businesses by offering training, mentorship, market research, and help accessing capital.** All of these services are provided to small businesses for free or at low cost, empowering small business owners to focus on achieving their goals.

**Business is local, and so are OSBDCN's 19 centers.** Our Centers support small business by matching the resources of a statewide network with support in local communities. Each Center offers classes, mentorship, and a network of connections to help business leaders succeed.

### **Oregon SBDCs provide assistance for minority, women, and veteran business leaders.**

These efforts help create greater diversity by bringing people with different backgrounds, understandings, and perspectives into the business community, helping to enhance all of our communities.

### **Investing in SBDCs brings additional revenue and creates jobs.**

Every state dollar invested in Oregon's SBDCs generates an additional \$2.27 in local, federal, and program income funds, leading to \$2.08 in additional state revenue from the jobs and capital our Centers help small businesses create each year. In 2019, this meant the creation of 1,187 new jobs and the retention of 618 existing jobs statewide.



### **Central Oregon SBDC**

1027 NW Trenton Ave, Bend, OR 97703 | [kbetschart@cooc.edu](mailto:kbetschart@cooc.edu) | 541-383-7290

### **Learn more about the Oregon SBDC Network at [BizCenter.org](https://bizcenter.org)**

Contact OSBDCN State Director Mark Gregory | [GregoryM@lanecc.edu](mailto:GregoryM@lanecc.edu) | 541-463-5250



Oregon Small Business Development Centers are funded in part through a cooperative agreement with the U.S. Small Business Administration, and by the Oregon Business Development Department. Programs and services are provided to the public on a non-discriminatory basis. Language assistance services are available for limited English proficient individuals.