



Name: _____

Date: _____

Department: _____

COCC Contact Information: _____

Use the instructions for this document to complete your presentation checklist; then e-mail your completed presentation checklist (*not* the instructions) to the Academic Affairs chair by his or her specified deadline. **Please note:** If an item listed is not relevant to your specific presentation to Academic Affairs, please mark as **N/A**. Use as many pages as necessary.

PROPOSAL OVERVIEW

TYPE OF AGENDA ITEM

- Information Item (requires approval of AA Chair)
- Action Item
 - Information and committee feedback
 - Procedure—revision (Attach current procedure with proposed changes illustrated with track changes)
 - Procedure—new
Identify suggested location in *GPM*: _____
- Policy—revision (Attach current policy with proposed changes illustrated with track changes)
- Policy—new
Identify suggested location in *GPM*: _____
- New academic program (Complete only items #1 and #2 on this form and attach stage 2 document.)
- Other: _____

BUDGET

INSTRUCTIONAL REQUIREMENTS

OPERATIONAL NEEDS, CURRENT AND FUTURE

STUDENT IMPACT

ANTICIPATED IMPLEMENTATION TIMELINE

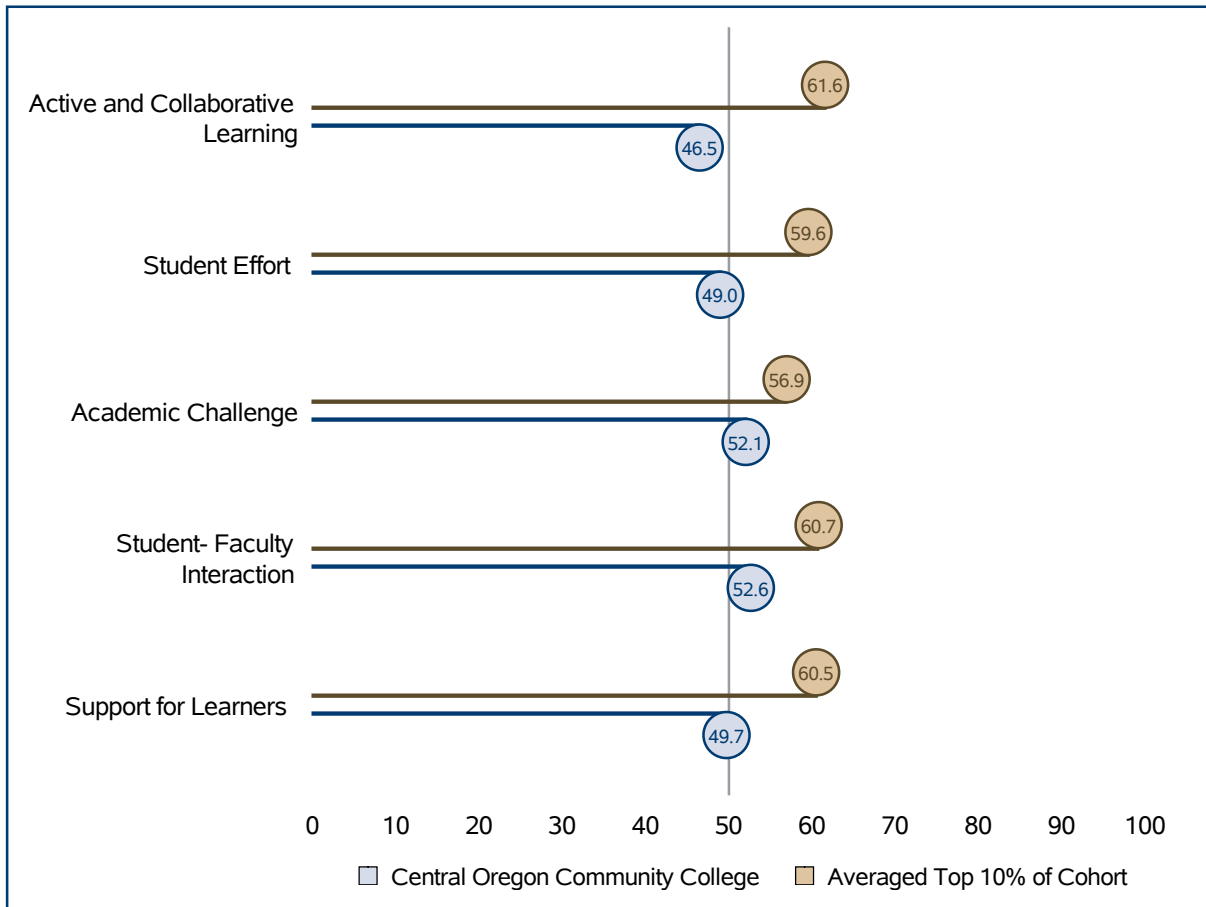
Central Oregon Community College

CCSSE 2021 Executive Summary of Results



*Center for
Community College
Student Engagement*

Standardized Benchmark Scores



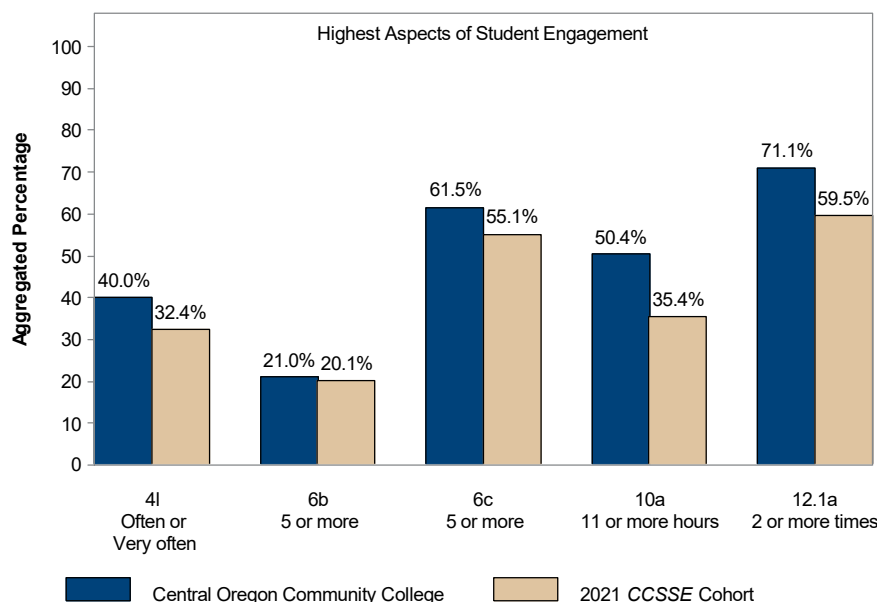
The *CCSSE* benchmarks are groups of conceptually related survey items that address key areas of student engagement. The five benchmarks denote areas that educational research has shown to be important to students' college experiences and educational outcomes. Therefore, they provide colleges with a useful starting point for looking at institutional results and allow colleges to gauge and monitor their performance in areas that are central to their work. In addition, participating colleges have the opportunity to make appropriate and useful comparisons between their performance and that of groups of other colleges.

Performing as well as the national average or a peer-group average may be a reasonable initial aspiration, but it is important to recognize that these averages are sometimes unacceptably low. Aspiring to match and then exceed high-performance targets is the stronger strategy.

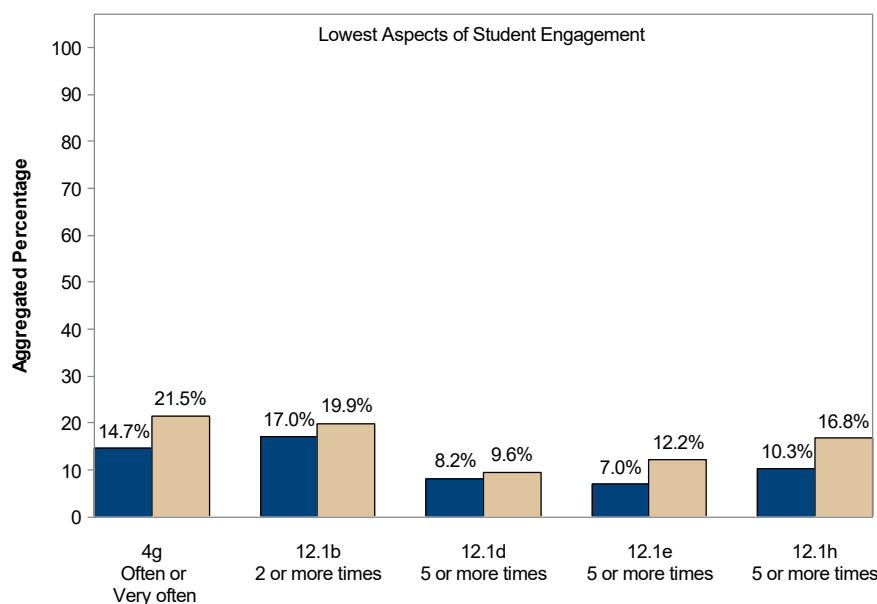
Therefore, provided above is a comparison of your college's standardized benchmark scores with the averaged benchmark scores from the top 10% of the current three-year cohort.

For further information about *CCSSE* benchmarks and how they are computed, please visit www.ccsse.org.

Highest and Lowest Aspects of Student Engagement



Item	Benchmark
4i. Talked about career plans with an instructor or advisor	Student-Faculty Interaction
6b. Number of books read on your own (not assigned)	Student Effort
6c. Number of written papers or reports of any length	Academic Challenge
10a. Preparing for class (studying, reading, writing, rehearsing, doing homework, or other activities related to your program)	Student Effort
12.1a. Frequency: Academic advising/planning	Support for Learners



Item	Benchmark
4g. Worked with classmates outside of class to prepare class assignments	Active and Collaborative Learning
12.1b. Frequency: Career counseling	Support for Learners
12.1d. Frequency: Peer or other tutoring	Student Effort
12.1e. Frequency: Skill labs (writing, math, etc.)	Student Effort
12.1h. Frequency: Computer lab	Student Effort

One way to dig more deeply into benchmark scores is to analyze those items that contribute to the overall benchmark score. This section features the five items across all benchmarks on which the college scored highest and the five items on which the college scored lowest relative to the 2021 CCSSE Cohort. It is important to note that some colleges' highest mean scores may be lower than the cohort mean, and conversely, some colleges' lowest mean scores may be higher than the cohort mean.

While examining these data, keep in mind that the selected items may not be those that are most closely aligned with the college's goals; thus, it is important to review all institutional reports on the CCSSE online reporting system at www.ccsse.org.

Notes:

- For item(s) 4 (except 4e), *often* and *very often* responses are combined.
- For item(s) 6, 5–10, 11–20, and *more than 20* responses are combined.
- For item 10a, 11–20, 21–30, and *more than 30* responses are combined.
- For item(s) 12.1a and 12.1b, 2–4 *times* and 5 or more *times* responses are typically used less frequently.



Center for Community College Student Engagement

Program in Higher Education Leadership
Department of Educational Leadership and Policy
College of Education
The University of Texas at Austin
3316 Grandview Street
Austin, TX 78705

T: 512.471.6807

info@cccse.org
www.cccse.org